

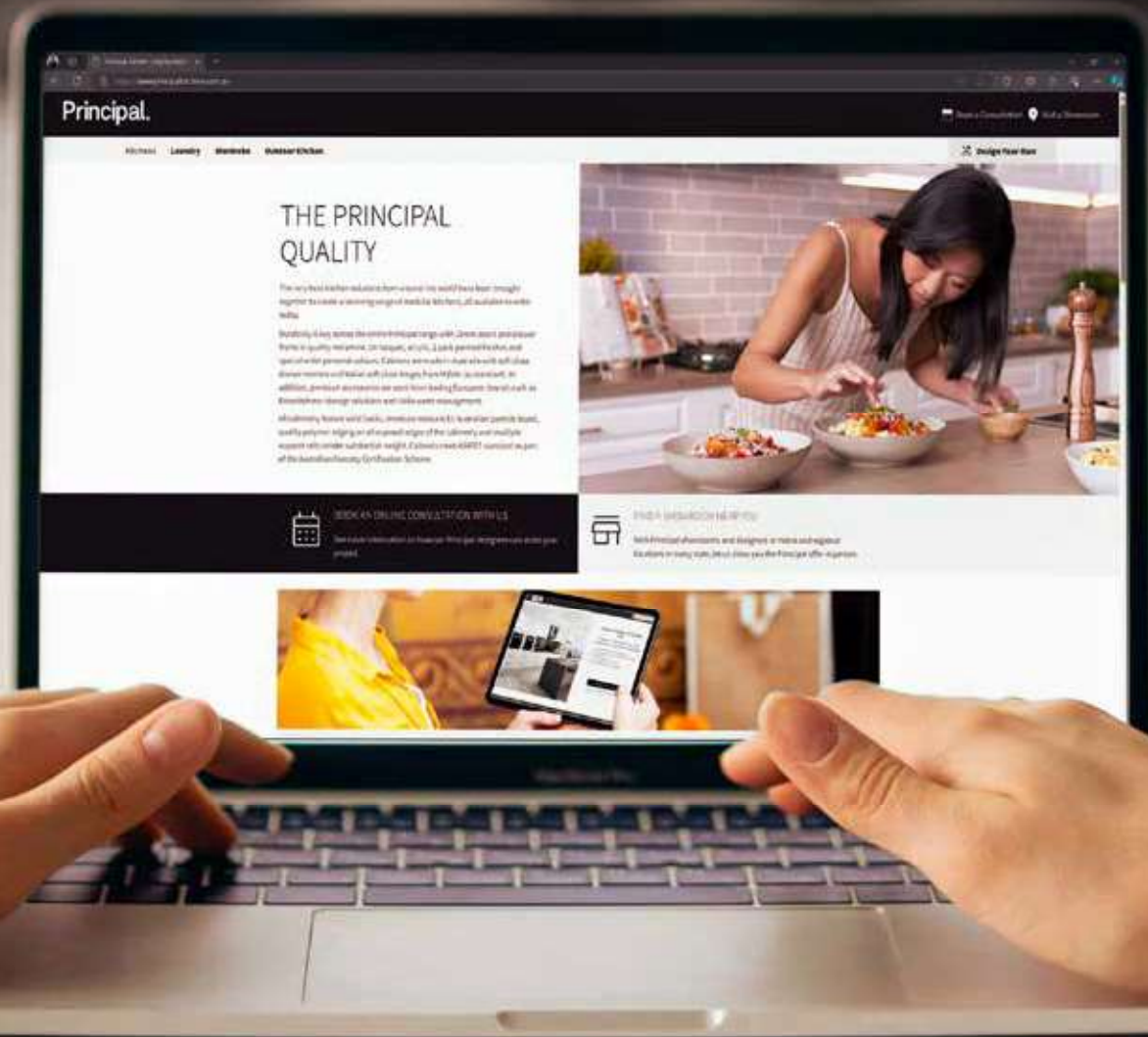


# Principal.

2025 / 26

# Principal.

Are you ready to plan your new kitchen?



## Planning.


### Plan yourself or ask for design assistance.

Visit [principalkitchens.com.au](http://principalkitchens.com.au) to learn more about designing your own space or requesting assistance from a member of our design team – available nationally. Measure your space and plan your new Kitchen, Bathroom, Laundry or Wardrobe project using our online Planner tool. Create your room, choose YOUR style, add elements - once it's complete you can print it out as a shopping list to take into your local store to order.





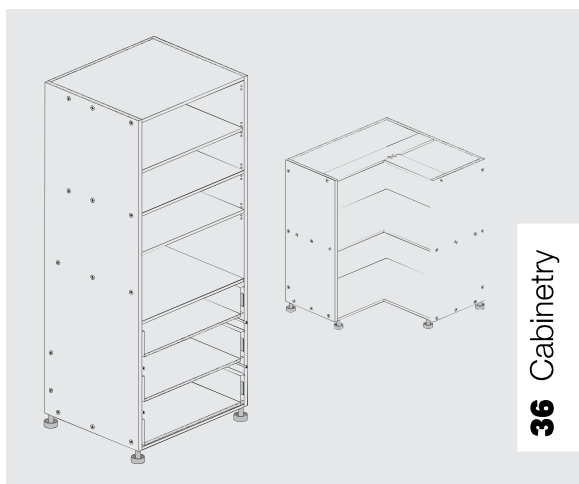
**10** Kitchens



**34** Wardrobes



**33** Laundry



**36** Cabinetry



**35** Vanities



**30** Lighting



**42** Kitchen Accessories

## Contents.

<b>04</b> Introduction to Principal	<b>32</b> Splashbacks	<b>50</b> Häfele Sinks and Taps
<b>06</b> Principal Door Ranges	<b>33</b> Principal Laundry	<b>56</b> Planning Tips
<b>08</b> Desire Painted Doors	<b>34</b> Principal Wardrobes	<b>60</b> Design Space
<b>09</b> Desire Tempo Doors	<b>35</b> Principal Vanities	<b>61</b> Delivery & Install
<b>10</b> Principal Kitchens	<b>36</b> Principal Cabinetry	<b>62</b> Warranty Information
<b>21</b> Principal Open Shelving	<b>42</b> Kitchen Accessories	<b>63</b> Essentials Checklist
<b>22</b> Benchtops	<b>46</b> Decorative Handles	
<b>30</b> Häfele Lighting	<b>48</b> Häfele Appliances	



# Australian made cabinets - It's your decision.

The finest kitchen solutions from around the globe are at your fingertips, ready to be ordered today. Our range of modular kitchens combines durability with elegance, featuring doors and drawer fronts in high-quality materials like 2 pac paint, UV lacquer and melamine, along with custom colour options. Australian-made cabinets, soft-close drawers, and Italian hinges are just the beginning of our meticulous attention to detail.

## Ready to Assemble

Every aspect of our kitchens is designed with contemporary living in mind. From clever storage solutions to the latest finishes, Principal Kitchens sets a new standard in design trends. Explore our durable benchtops and complete your space with our selection of sinks and tapware. With styles ranging from traditional to ultra-modern, there's inspiration for everyone.

## Ease of Installation

Assembling and installing your Principal kitchen is straightforward, with all necessary hardware included in our cabinet packs. You won't need to make separate purchases for hinges, runners, screws, or cabinet feet.

## The Environment

At Principal Kitchens, we're dedicated to environmental stewardship and minimizing our impact on natural resources. We adhere to high environmental standards, using E1 low-emission rated materials and ensuring all cabinetry meets the AS4707 standard as part of the Australian Forestry Certification Scheme.

## Our Warranty

Your kitchen is the heart of your home, and we stand behind it with a 10-year guarantee. Our Australian made cabinetry is built to last, featuring solid backs, moisture-resistant Australian particle board, and quality edging. The substantial support rails are designed to bear significant weight, ensuring your kitchen can handle the demands of modern living.

<https://principalplanner.mitre10.com.au>

<https://www.principalkitchens.com.au/book-appointment>

## With You All the Way

Our team of expert designers is ready to guide you in selecting the perfect kitchen for your home and lifestyle. They're well-versed in every detail of our kitchens, ensuring you receive the best advice right from the start.

## Finest Quality Finishes

We pride ourselves on the quality of our finishes, with doors and drawer fronts available in a variety of materials and the finest hardware from brands like Häfele and Kesseböhmer. The substantial thickness of our doors adds a premium feel to every kitchen.





## Hardware.

**Principal is partnered with Häfele to deliver you Premium European hardware and Accessories.**

Step into a world of premium hardware options for your new kitchen, wardrobe, or laundry, as Principal and Häfele join forces. With a remarkable 100-year legacy, Häfele is a globally renowned brand synonymous with top-quality cabinet hardware. We're thrilled to offer their premium soft close hardware options, perfectly tailored to complement the superior craftsmanship of the Principal range. Trust in the expertise and excellence that this partnership brings to enhance your living spaces.



### **Soft close Italian hinges.**

Say farewell to noisy disruptions with our soft close hardware, designed to deliver graceful and silent closing motions for both drawers and doors. Our meticulously crafted premium components ensure smooth and gentle closures. Embrace the tranquility and elegance that soft close hardware brings to your kitchen and where slamming sounds become a thing of the past.



### **High-quality hinges and runners, no extra cost.**

Experience exceptional quality in our Principal range with complimentary, premium hinges and runners. Crafted with precision, these superior components offer durability and seamless operation, adding a touch of luxury to your kitchen at no additional expense. Enjoy unparalleled functionality and aesthetics without stretching your budget.



### **Soft close drawers.**

Elevate the aesthetics of your kitchen with our metal sided drawers, showcasing a double wall design that discreetly hides the runners from view, resulting in a sleek and uncluttered appearance. Enjoy the added touch of luxury as our drawers come standard with soft-close hardware, ensuring gentle and silent closure for a seamless experience.




# Principal Door Range.

Principal doors feature three finishes: 2 pack paint, UV lacquer and melamine.


**Painted doors** – are sprayed in a spray booth on a smooth coated MDF board with a 2 part paint and then baked.

**UV lacquer doors** – Ultraviolet coating is a very glossy coating applied to the doors and then cured using Ultraviolet light.


**Melamine doors** – is a decorative paper glued onto MDF board available in square edges




**Metro** - White Matt  
Premium Melamine



**Mission Beach** -  
White Gloss UV Lacquer



**Newport** - White  
Gloss 2 Pack Paint



**Kirra** - White  
Satin 2 Pack Paint



**Shaker Profile** - White  
Satin 2 Pack Paint




**Hampton** - White  
Gloss 2 Pack Paint



**Purity JPull** - White  
Gloss 2 Pack Paint




**JPull White** -  
Satin 2 Pack Paint




**Grigio Pietra** -  
Supermatt UV Lacquer




**Antracite** -  
Supermatt UV Lacquer



**Grigio Seta** -  
Supermatt UV Lacquer



**Showcase** - White Gloss  
Clear Glass 2 Pack Paint



**Vista** - White Satin  
Clear Glass 2 Pack Paint

See pages 10-20 for additional information and images on the Principal Door Range.

## Glass Door Styles.



### Showcase.

#### **White Gloss, Clear Glass 2 Pack Paint**

The Showcase overhead doors feature 4mm toughened glass, a gloss white finish frame crafted and made in Italy.

Paired here with the Principal Hampton doors, this style will give your kitchen an elegant and unique look.

Available for 300mm, 400mm and 450mm short wall cabinets only.



### Vista.

#### **White Satin, Clear Glass 2 Pack Paint**

The Vista Single pane glass door is a timeless kitchen style and is immediately obvious why its appeal never diminishes. A classically styled white satin finish suits the Kirra & Shaker door finish crafted and made in Italy.

Available for 300mm, 400mm and 450mm short wall cabinets only.





# Desire Painted Door Range - Made to order.

## Unlimited Colour Possibilities

Choose from 4 timeless door designs, available in any Dulux or WattyL colour. Each door is finished in your choice of matt, satin and gloss, using our premium 2-pack painted system — delivering a durable, high-quality finish made to last.

## Care instructions

Our 2 Pack painted doors are crafted for durability and backed by a 10-year warranty.

We recommend using a microfibre cloth and mild detergent for cleaning and avoid abrasive materials.




Shaker



Hampton



J-Pull



Slab

## Desire Tempo Melamine Door Range - Made to order.


### Step 1: Choose your door profile



**Square edge**



**Aluminium J-Pull**



**Black Anodised J-Pull**

#### Features

- Durable, hygienic and low maintenance solution
- Scratch and moisture resistance
- 1mm PVC Edging
- 18mm Thickness
- Australian Made
- 7 Year warranty

### Step 2: Choose your door finish

A seductive variety of timeless neutral colours and decorative finishes are offered in the Desire Tempo Melamine doors & panels range.

Pick from three premium melamine finishes:

**Ultramatt** - Soft-touch, non-reflective, modern surface that's easy to maintain and scuff and fingerprint resistant.



**Evergreen Ultramatt**



**Navy Ultramatt**



**Black Ultramatt**



**Sterling Ultramatt**



**Mink Ultramatt**



**Jasmine Ultramatt**



**Lava Ultramatt**

**Woodmatt** - A subtle fine timber inspired texture that is durable and low maintenance.



**Prime Oak Woodmatt**



**Tasmanian Oak Woodmatt**



**Australian Native Woodmatt**



**Black Woodmatt**



**District Oak Woodmatt**



**Blackened Oak Woodmatt**



**Blonde Oak Woodmatt**



**Ecru Oak Woodmatt**



**Boston Oak Woodmatt**



**Hazel Oak Woodmatt**



**Laurel Oak Woodmatt**



**Botany Oak Woodmatt**



**Bronzed Oak Woodmatt**



**Rubra Oak Woodmatt**



**Manor Oak Woodmatt**



**Society Oak Woodmatt**

**Ravine** - Sophisticated deep embossed timber-inspired texture with the durability of melamine.



**Natural Oak Ravine**



**Maison Oak Ravine**

# Metro.

## White Matt Premium Melamine Doors and Panels

Classic - Contemporary - Economical

This white melamine door with its subtle texture matt finish will suit a variety of applications and styles without breaking your budget. It boasts a robust edging to suit various environments. It provides the perfect blank canvas to personalise and accessorise to suit your style.



Image represents Principal cabinets and doors. Other products and accessories are for illustrative purposes only.



## Mission Beach.

### Mission Beach - White Gloss UV Lacquer Doors and Panels

Classic - Timeless with an Edge

This classic gloss white lacquer door never goes out of style and along with its laser cut edging makes this a great robust and economical choice. The UV lacquer finish provides added protection from sunlight. It will add a fresh feel to your space and theme.



Image represents Principal cabinets and doors. Other products and accessories are for illustrative purposes only.

# Newport.

## Newport - White Gloss 2 Pack Paint Doors and Panels

Classic - Modern - Light & Bright

This 2-pack painted gloss white door is the ultimate to create a crisp fresh modern look in a timeless white which is appealing to a broad range of styles and tastes. It provides the perfect blank canvas to personalise and accessorise to suit your style.



Image represents Principal cabinets and doors. Other products and accessories are for illustrative purposes only.

## Kirra.

### Kirra - White Satin 2 Pack Paint Doors and Panels

Contemporary - Coastal - Scandi - Modern Classic

This versatile 2-pack door with its sleek clean lines and satin finish will create a light and airy feel. It suits many kitchen styles including contemporary, modern, coastal and scandi themes. Team it with a second door colour on wall cabinets for a striking contrast.



Image represents Principal cabinets and doors. Other products and accessories are for illustrative purposes only.



# Shaker.

## Shaker - White Satin 2 Pack Paint Doors and Panels

Shaker - Modern Farmhouse - Soft Coastal - Hamptons Style

This popular classic door suits various kitchen styles with its crisp white satin finish. Add other finishes, colours and accessories to create the theme for your dream kitchen style.



Image represents Principal cabinets and doors. Other products and accessories are for illustrative purposes only.

## Hampton.

### Hampton - White Gloss 2 Pack Paint Doors and Panels

Traditional - Provincial - Modern Country - Classical

This classical white gloss door can suit a variety of kitchen styles. The 2-pack painted door is classically styled with an elegantly cut detail and raised centre panel that commands attention.




Image represents Principal cabinets and doors. Other products and accessories are for illustrative purposes only.

# Purity.

## Purity - White Gloss 2 Pack Paint Doors and Panels

Modern - Sleek - Sophisticated - Minimal

Create a modern, sharp looking kitchen with this 2-pack painted door in high gloss white. The integrated J-Pull handle gives a sleek appearance and avoids the need for separate handles. The Purity gloss door can create a sophisticated designer look or add woodgrain finishes to your colour palette to bring a sense of warmth and character to your space.



Image represents Principal cabinets and doors. Other products and accessories are for illustrative purposes only.



## J-Pull White.

### J-Pull White - Satin 2 Pack Paint Doors and Panels

Contemporary - Coastal - Scandi - Minimal

Enhance the beauty of your home with the timeless elegance of a smooth satin finish in white. The integrated J-Pull handle gives a sleek appearance and avoids the need for separate handles. Create a sense of luxury to your interior. This door suits various styles and pairs beautifully with woodgrains or an accent colour for the wall cabinetry.



Image represents Principal cabinets and doors. Other products and accessories are for illustrative purposes only.

# Grigio Pietra.

## Grigio Pietra - Supermatt UV Lacquer Doors and Panels

Contemporary - Coastal - Modern Elegance

Bring a refined modern elegance to your space with the Grigio Pietra door, which means 'Dark Grey' in Italian. The silk-effect feel of the supermatt finish is a delight to touch. This door colour pairs beautifully with white accents for a fresh understated look.



Image represents Principal cabinets and doors. Other products and accessories are for illustrative purposes only.

## Antracite.

### Antracite - Supermatt UV Lacquer Doors and Panels

Urban - Industrial - Modern Contemporary

Create a dark moody vibe or pair this door with woodgrains and white for a stunning modern aesthetic. This stand out soft black colour with a supermatt finish lends itself to urban and industrial themes.



Image represents Principal cabinets and doors. Other products and accessories are for illustrative purposes only.

# Grigio Seta.

## Grigio Seta - Supermatt UV Lacquer Doors and Panels

Coastal - Contemporary - Scandi

The Grigio Seta door meaning 'Light Grey' in Italian will give a beautiful softness to your space. Combining the hint of colour with the soft-touch supermatt finish will compliment a variety of spaces and colour themes. Try the addition of a woodgrain or secondary colour to enhance your look.



Image represents Principal cabinets and doors. Other products and accessories are for illustrative purposes only.



## Open Shelving.

Enhance your Kitchen's storage possibilities with the new range of Desire Tempo Open Shelves by Principal. This functional and stylish design feature can seamlessly integrate with Tall Wall and Short Wall cabinets, adding more personality to your kitchen.

Open Shelving in the Kitchen can be a fantastic way to create a more open, airy, and modern look. Available in all Desire Tempo colours, Principal Open Shelving not only provides practical storage but also allows you to display your favourite dishes, cookbooks, and decorative items.



Image represents Principal cabinets and doors. Other products and accessories are for illustrative purposes only.

# polytec

## Laminate Benchtops.

Laminate benchtops are designed for applications such as kitchen benchtops, counter tops, bathroom vanities and laundry benchtops where a durable decorative surface is required.

Our laminate benchtop range is:

- Tough and durable
- Resistant to cracking and chipping
- Moisture resistant E0 (lightweight) LDF substrate
- Available in 21mm and 33mm
- Available in Gloss, Matt and Smooth finishes
- Available in a maximum of 3600mm lengths x 1200mm widths
- Made in Australia
- Many more colours and finishes available



**Athena Stone**  
Smooth Finish



**Bernini Marble**  
Smooth Finish



**Calacutta D'oro**  
Smooth Finish



**Calacutta Grey**  
Smooth Finish



**Catalina Marble**  
Smooth Finish



**Grey Cement**  
Smooth Finish



**Navona Stone**  
Smooth Finish



**Portland Stone**  
Smooth Finish



**Dark Cement**  
Smooth Finish



**Desideria Marble**  
Smooth Finish



**Tunisia Stone**  
Smooth Finish



**White Cement**  
Smooth Finish



**Boston Oak**  
Woodmatt Finish



**Society Oak**  
Woodmatt Finish



**Bronzed Oak**  
Woodmatt Finish

## Laminate Benchtops.



**Agave**  
Smooth Finish



**Botanic**  
Smooth Finish



**Black**  
Woodmatt / Matt Finish



**Cosmic Granite**  
Smooth Finish



**Blanco Marquina**  
Matt Finish




**Oasis**  
Smooth Finish



**Ochre Figured Wood**  
Smooth Finish



**Charcoal Fabrini**  
Matt Finish



**Forage**  
Smooth Finish



**Marmo Di Torre**  
Smooth Finish




**Florentine Walnut**  
Woodmatt Finish



**Fontaine**  
Matt Finish



**Pallido**  
Smooth Finish



**Classic White**  
Matt Finish



**Onyx Figured Wood**  
Smooth Finish



**Nero Granite**  
Matt Finish



**Notaio Walnut**  
Woodmatt Finish



**Topiary**  
Smooth Finish



**Natural Oak**  
Matt Finish



**Provincial Limestone**  
Smooth Finish




**Portofino Stone**  
Smooth Finish



**Prime Oak**  
Woodmatt Finish



**Tasmanian Oak**  
Woodmatt Finish



**Pearl Fabrini**  
Matt Finish



**Temple Stone**  
Matt Finish

# SilkSurface™ Benchtops.

Combining the appeal and durability of natural stone, SilkSurface is an installer-friendly alternative to engineered stone. 100% Silica free, easy to clean with no risk of stains and heat resistant for cooktop areas.

Dive into a world of sophistication and style with our collection of SilkSurface colours. Each hue has been curated to elevate your space with a touch of luxury and refinement.

Whether you're envisioning a serene sanctuary or a vibrant statement, our SilkSurface Colour Book offers endless possibilities.

- Available in 20mm and 40mm
- 10 Year warranty
- 100% Silica free
- Easy to clean (no risk of stains / non-porous surface)
- Heat resistant




**Arctic White**  
Standard




**Bianca Granite**  
Standard




**Canvas Mist**  
Deluxe




**Sandora**  
Standard




**Silversnow**  
Standard



**Star Dust**  
Standard



**White Crystal Boulder**  
Standard



**Bianco Pearl**  
Deluxe



**Calcutta Snow**  
Deluxe



**Carrara**  
Deluxe



**Cobblonite**  
Deluxe



**Copper Pearl**  
Deluxe



**Grigio Stone**  
Deluxe



**Lapis Salt**  
Deluxe



**Moonstone**  
Deluxe



**Organica**  
Deluxe



## SilkSurface™ Benchtops.



**Alabastera**  
Infinity



**Bronzite**  
Infinity



**Ice Nuovo**  
Infinity



**Luminice**  
Infinity




**Lustra Silk**  
Infinity



**Opalora**  
Infinity



**Riverina**  
Infinity



**Silk Whisper**  
Infinity



**Stratiss Nuovo**  
Infinity



**Taj Mahal**  
Infinity



**Terramoss**  
Infinity



**Terranite**  
Infinity



**Topaz**  
Infinity



Fluted island back panel

# IMPACT

CUSTOMISED BENCHTOPS

## Mirostone® benchtops.

Mirostone® is a range of 20mm durable solid surface benchtops that have all the beauty and feel of natural stone combined with exceptional practicality.

Mirostone® is the perfect surface for domestic kitchens, but is equally at home in the bathroom or bedroom.

Mirostone® can be safely installed in your home using standard woodworking tools so therefore successfully avoids all the time consuming delays and inconvenience of other surfaces.


Mirostone® is a modified acrylic meaning unlike stone composites and other surfaces in the market, it can be repaired and renewed with ease.



## Colour Range.




**Capri**  
Standard Benchtop




**Aspen White**  
Standard Benchtop



**Iconic Sand**  
Standard Benchtop



**Ash Fall**  
Premium Benchtop



**Alpine**  
Premium Benchtop



**Warm Grey**  
Premium Benchtop



**Diamond White**  
Premium Benchtop



**Bianco Marble**  
Premium Benchtop



## Duropal® Quadra.

Duropal® Quadra 38mm laminate benchtops are made in Germany with uncompromising quality and sustainably sourced materials and can be used wherever very high demands are made on surface resistance and durability. Thanks to their hygienic advantages, the classic areas of application in kitchens and bathrooms are the perfect fit.



**Pale Lancelot**  
Fine Grain Benchtop



**India White**  
Sand Pearl Benchtop



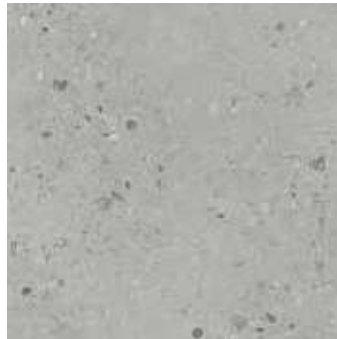
**Bellato Gray**  
Sand Pearl Benchtop




**Quartz Stone**  
Volcano Benchtop



**Cararra Marble**  
Enhanced Semi Matt Benchtop




**Centro**  
Sand Pearl Benchtop



**Black Brazil**  
Volcano Benchtop



**Oiled Oak**  
Natural Oak Benchtop

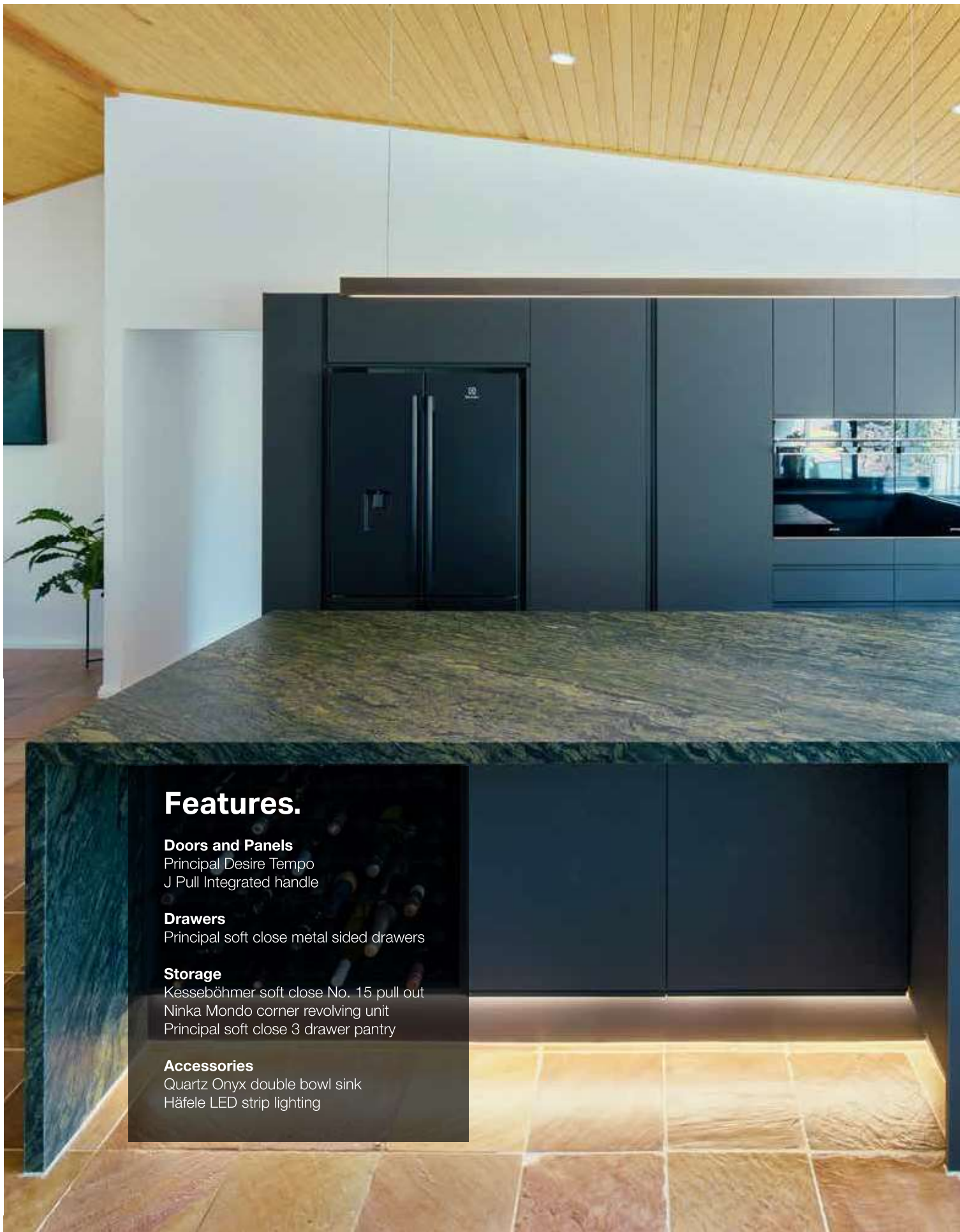


**Icy White**  
Xtreme Matt Benchtop



**Volcano Black**  
Xtreme Matt Benchtop





## Features.

### Doors and Panels

Principal Desire Tempo  
J Pull Integrated handle

### Drawers

Principal soft close metal sided drawers

### Storage

Kesseböhmer soft close No. 15 pull out  
Ninka Mondo corner revolving unit  
Principal soft close 3 drawer pantry

### Accessories

Quartz Onyx double bowl sink  
Häfele LED strip lighting





# HÄFELE Lighting

## Illumination Simplified.

With Häfele Lighting it is easy to develop and plan flexible light ideas. The flexibility is a result of a wide selection of different components ranging from light fixtures to switches.

After four generations of development and research our comprehensive range of lighting ensure the perfect atmosphere for your project every time.

### Strip lighting

- Illuminates Benchtops for food prep, reducing shadows.
- Enhances safety and visibility while cooking.

### Downlighting

- Focused light over work zones like benchtops, sinks, and cooktops.

### Kickboard lighting

- Installed at the base of lower cabinets.
- Adds ambient lighting and a modern touch, especially useful at night.

## Häfele Lighting Specification Service.

At Häfele, providing customer specific solutions is a core part of our business.

Our value-added Häfele Lighting Specification Service solutions are offered through our Service+ program, saving you valuable time by providing comprehensive plans and product offerings to suit your Lighting Design project.

## Strip light kit







**Service+**  
Planning



# Splashbacks.

A sleek and modern alternative to glass, acrylic or tile, Alusion aluminium composite splashbacks offer a stylish and affordable solution for your kitchen. With a perfectly smooth surface available in high gloss or matte finishes, Alusion delivers a premium look that's easy to maintain and built to last.



**Dark Grey**  
Matt



**Champagne Silver**  
Matt



**Silver Grey**  
Matt



**Nano Flash Silver**  
Gloss



**Pearl White**  
Gloss



**Pearl Black**  
Gloss



**Flash Silver**  
Matt



**Dark Grey Silver**  
Matt



**Metallic Blue**  
Matt



**Nano Champagne Silver**  
Gloss



**Flash Green**  
Matt



**Champagne**  
Matt



## Laundry.

Featuring the same premium Principal cabinetry and door options used in our kitchens, you can create a cohesive look throughout your home including a laundry that looks amazing. With clever storage solutions, a wide range of accessories, and stylish finishes, Principal cabinetry helps you design a laundry that's both functional and beautiful.



Image represents Principal cabinets and doors. Other products and accessories are for illustrative purposes only.

# Wardrobes.

Create a beautifully organised space with our modular wardrobe system, available in 3 contemporary finishes Artisan Oak, Natural Oak, and White. This range combines premium quality with DIY-friendly convenience.

## Features


- Premium Häfele hardware with soft-close double-wall drawers
- DIY-friendly: Pre-drilled panels with all assembly hardware included
- Australian made cabinetry for trusted quality
- 16 modular units per finish for flexible design
- 16mm solid backs for added strength and durability
- Full range of accessories to customise your storage
- 10-year warranty for peace of mind



**Artisan Oak**



**Natural Oak**




**White**

Image represents Principal Wardrobe cabinets and doors. Other products and accessories are for illustrative purposes only.

## Bathroom Mirror.



- Multifunctional: make-up lighting, mood lighting, demister to prevent the mirror from steaming up and optional Bluetooth sound system.
- Flexible: vertical or horizontal mounting, different light colours.
- Easy to clean: integrated touch sensors.
- Available in 900x600 mm and 1200x900 mm
- Dimmable front lighting, switching function on/off/light colour:  
Warm white 2700 K,  
Cool white 3500 K,  
Cool white 5000 K



**Demister**



**Light Control**




**Bluetooth Sound System**

## Vanities.



- 600, 900 and 1200mm wide single bowl options.
- 1500mm wide double bowl option.
- Premium soft close drawers standard.
- 5 colours available.
- Wall hung, floor standing and floor standing on legs available.
- 10 year warranty.
- Made in Australia.



**White Gloss**



**White Satin**



**Tasmanian Oak**



**Prime Oak**



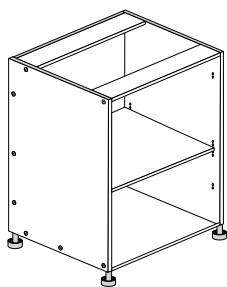
**Notaio Walnut**

Image represents Principal cabinets and doors. Other products and accessories are for illustrative purposes only.

# Kitchen & Laundry Cabinetry.

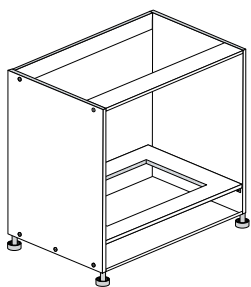
Our Principal cabinetry range has a huge number of options from base, tall wall, short wall, oven, microwave, pantry, appliance cabinet, drawer as well as corner options. All our cabinets are made in Australia from E1 moisture resistant particle board.

**Range of cabinet widths available:**



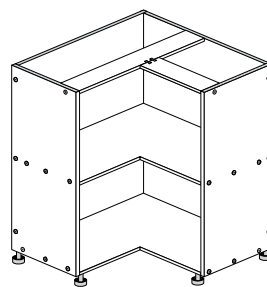
**Base Cabinet**

150, 200, 300, 350, 400, 450, 500, 600, 700, 800, 900, 1000mm



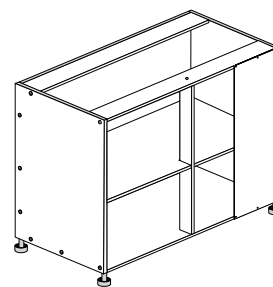
**Oven Cabinet**

600 & 900mm



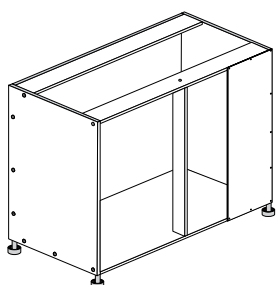
**Corner Cabinet**

900 X 900mm



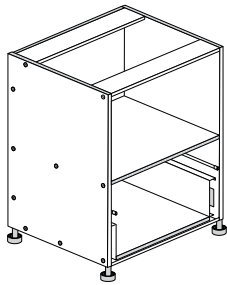
**Blind Corner Cabinet**

1100mm



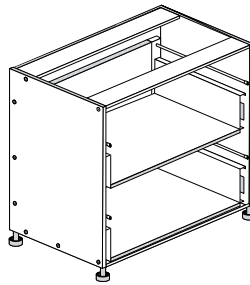
**LeMans Cabinet Combo**

1100mm



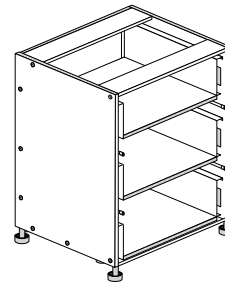
**Cabinet With 1 Drawer**

600mm, With Microwave Opening



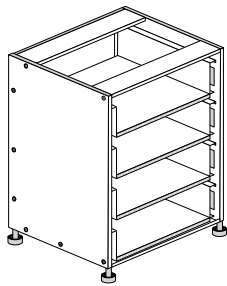
**Cabinet With 2 Drawer**

900mm



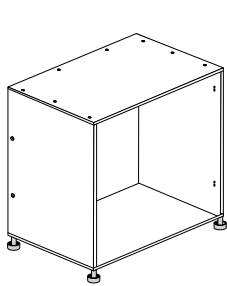
**Cabinet With 3 Drawer**

600, 800 & 900mm



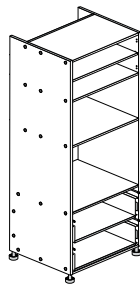
**Cabinet With 4 Drawer**

450mm



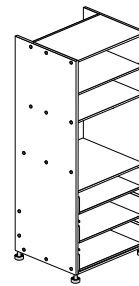
**Farmhouse Sink Cabinet**

840mm



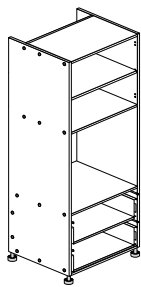
**2 Drawer Oven Tower**

600mm, With Microwave Opening



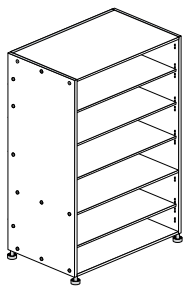
**3 Drawer Oven Tower**

600mm



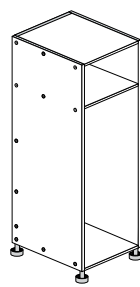
**Double Oven Tower**

600mm, With 2 Drawers



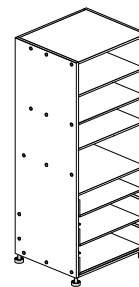
**Pantry Cabinet**

300, 400, 450, 600, 800 & 900mm



**Pull Out Pantry**

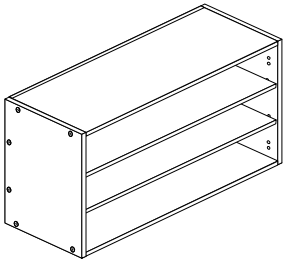
300mm  
(Mechanism sold separately)



**3 Drawer Pantry Cabinet**

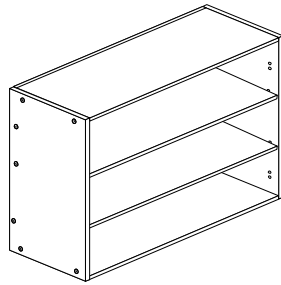
600, 800 & 900mm with Internal Drawers





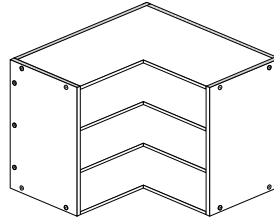
### Short Wall Cabinet

150, 200, 300, 350, 400, 450,  
500, 600, 700, 800 & 900mm



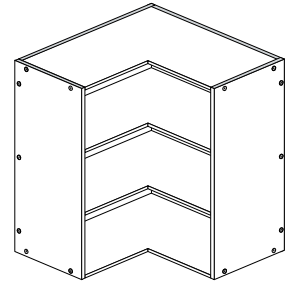
### Tall Wall Cabinet

150, 200, 300, 350, 400, 450,  
500, 600, 700, 800 & 900mm



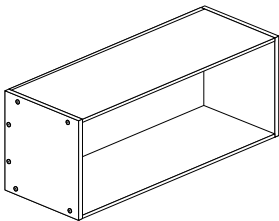
### Short Corner Wall Cabinet

600 X 600mm



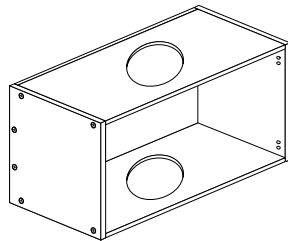
### Tall Corner Wall Cabinet

600 X 600mm



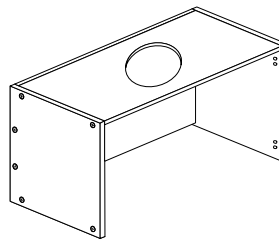
### Above Fridge Cabinet

608, 800, 900 & 1000mm



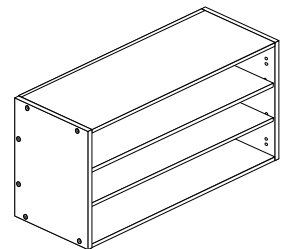
### Rangehood Cabinet

(Slideout, suitable for 40mm  
fascia) 600 & 900mm



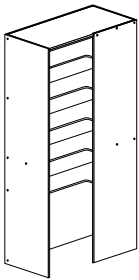
### Integrated Rangehood

(base panel not included)  
600 & 900mm



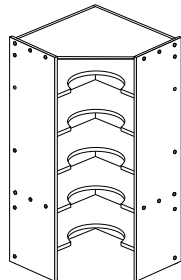
### Short Free Flap Cabinet

600, 800 & 900mm



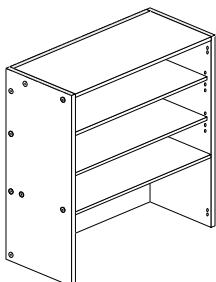
### Blind Corner Pantry

1100mm



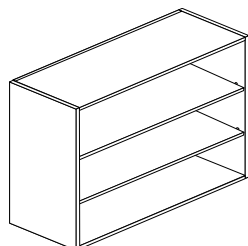
### Corner Pantry

1010mm



### Appliance Cabinet

600 & 900mm



### Open Shelf Cabinet

Made to order

### Installed Cabinet Dimensions:

#### Base Cabinets:

860mm high, 560mm deep (580mm with end panel)

#### Tall Cabinets:

2204mm high, 560mm deep (600mm with end panel)

#### Short Wall Cabinets:

592mm high; 300mm deep (320mm with end panel)

#### Tall Wall Cabinets:


720mm high; 300mm deep (320mm with end panel)

### Appliance Fitment:

Always check appliance dimensions prior to ordering

# Wardrobe Cabinetry.

Range of cabinet widths available:



**Wardrobe cabinet - 600mm**

1 x Fixed shelf

- 561.16.800
- 561.16.840
- 561.16.860



**Single hanging cabinet - 600mm**

1 x Hanging rail  
1 x Fixed shelf (Optional)

- 561.16.805
- 561.16.848
- 561.16.865



**Double hanging cabinet - 600mm**

2 x Hanging rails

- 561.16.804
- 561.16.844
- 561.16.864



**Shelving & drawers cabinet - 600mm**

2 x Adjustable shelves  
4 x Soft close drawers

- 561.16.806
- 561.16.846
- 561.16.866



**Single hanging & drawers cabinet - 600mm**

1 x Hanging rail  
4 x Soft close drawers

- 561.16.807
- 561.16.847
- 561.16.867



**Single hanging & shelving cabinet - 600mm**

1 x Hanging rail  
2 x Adjustable shelves

- 561.16.802
- 561.16.842
- 561.16.862



**Shelving cabinet - 600mm**

1 x Fixed shelf  
4 x Adjustable shelves

- 561.16.803
- 561.16.843
- 561.16.863



**Shoe rack cabinet - 250mm**

1 x Fixed shelf  
4 x Adjustable shelves

- 561.16.810
- 561.16.820
- 561.16.830



**Single hanging & shelving cabinet - 800mm**

1 x Hanging rail  
2 x Adjustable shelves


- 561.16.890
- 561.16.845
- 561.16.910



**Double hanging corner cabinet - 800mm**

2 x Hanging rails

- 561.16.853
- 561.16.873
- 561.16.883



**Single hanging & shelving corner cabinet - 800mm**

1 x Hanging rail  
2 x Adjustable shelves

- 561.16.852
- 561.16.872
- 561.16.882



**Shelving corner cabinet - 800mm**

1 x Fixed shelf  
4 x Adjustable shelves

- 561.16.851
- 561.16.871
- 561.16.881



**Wardrobe cabinet - 800mm**

1 x Fixed shelf

- 561.16.801
- 561.16.841
- 561.16.861



**Single hanging cabinet - 800mm**

1 x Hanging rail  
1 x Fixed shelf (Optional)

- 561.16.893
- 561.16.901
- 561.16.913



**Double hanging cabinet - 800mm**

2 x Hanging rails

- 561.16.892
- 561.16.900
- 561.16.912



**Shelving cabinet - 800mm**

1 x Fixed shelf  
4 x Adjustable shelves

- 561.16.891
- 561.16.902
- 561.16.911



**End panel**

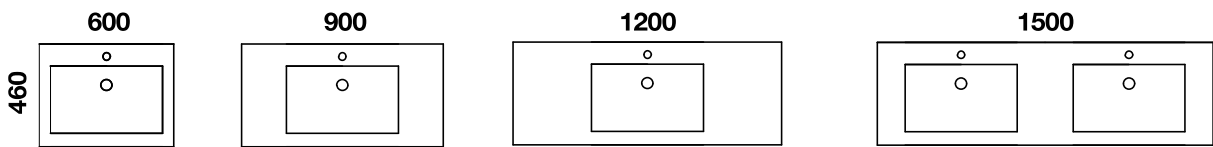
1 x End panel

- 561.05.500
- 561.05.400
- 561.05.300

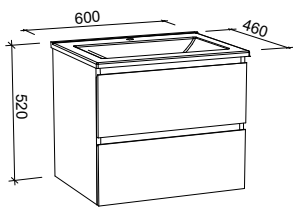


\*All Wardrobe cabinets are 450mm in depth and 2064mm in height.  
Images are for illustrative purpose only.

# Vanity Cabinetry.

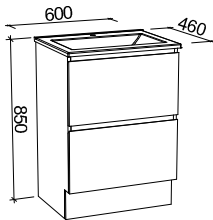


## 600mm - Single bowl



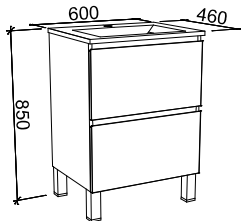
Wall hung

- 561.91.069 - White gloss
- 561.91.090 - White satin
- 561.91.049 - Tasmanian oak
- 561.91.030 - Prime oak
- 561.91.010 - Notaio walnut



Floor standing

- 561.91.064 - White gloss
- 561.91.084 - White satin
- 561.91.043 - Tasmanian oak
- 561.91.024 - Prime oak
- 561.91.004 - Notaio walnut

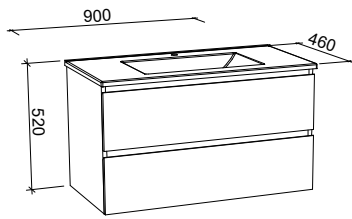


On legs

- 561.91.067 - White gloss
- 561.91.087 - White satin
- 561.91.046 - Tasmanian oak
- 561.91.027 - Prime oak
- 561.91.007 - Notaio walnut

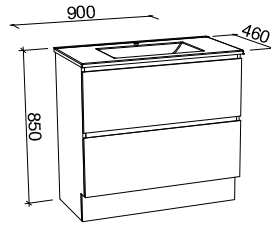


## 900mm - Single bowl



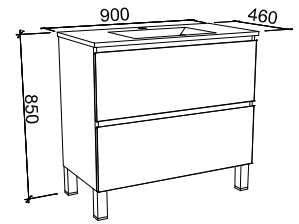
**Wall hung**

- ☐ 561.91.071 - White gloss
- ☐ 561.91.091 - White satin
- ☐ 561.91.051 - Tasmanian oak
- ☐ 561.91.031 - Prime oak
- ☐ 561.91.011 - Notaio walnut



**Floor standing**

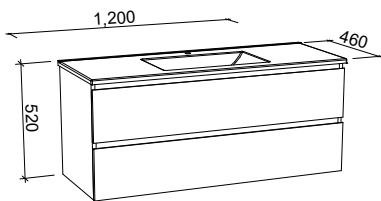
- ☐ 561.91.065 - White gloss
- ☐ 561.91.085 - White satin
- ☐ 561.91.045 - Tasmanian oak
- ☐ 561.91.025 - Prime oak
- ☐ 561.91.005 - Notaio walnut



**On legs**

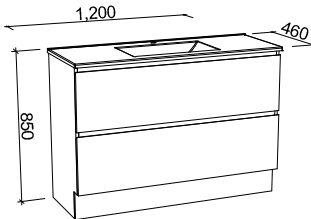
- ☐ 561.91.068 - White gloss
- ☐ 561.91.088 - White satin
- ☐ 561.91.048 - Tasmanian oak
- ☐ 561.91.028 - Prime oak
- ☐ 561.91.008 - Notaio walnut

## 1200mm - Single bowl



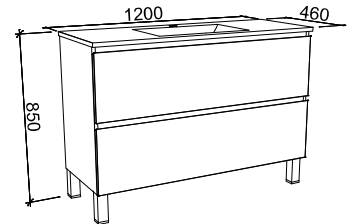
**Wall hung**

- ☐ 561.91.070 - White gloss
- ☐ 561.91.089 - White satin
- ☐ 561.91.050 - Tasmanian oak
- ☐ 561.91.029 - Prime oak
- ☐ 561.91.009 - Notaio walnut



**Floor standing**

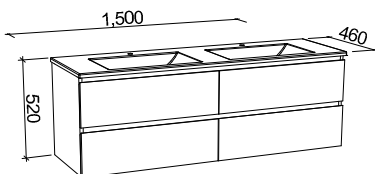
- ☐ 561.91.063 - White gloss
- ☐ 561.91.083 - White satin
- ☐ 561.91.044 - Tasmanian oak
- ☐ 561.91.023 - Prime oak
- ☐ 561.91.003 - Notaio walnut



**On legs**

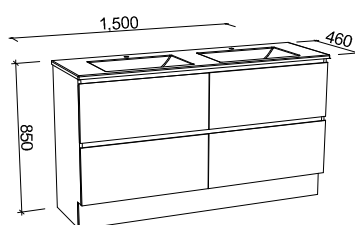
- ☐ 561.91.066 - White gloss
- ☐ 561.91.086 - White satin
- ☐ 561.91.047 - Tasmanian oak
- ☐ 561.91.026 - Prime oak
- ☐ 561.91.006 - Notaio walnut

## 1500mm - Double bowl



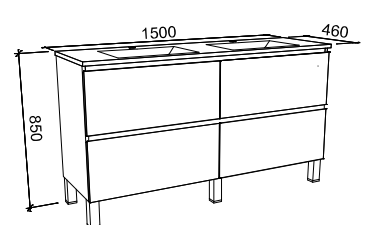
**Wall hung**

- ☐ 561.91.062 - White gloss
- ☐ 561.91.082 - White satin
- ☐ 561.91.042 - Tasmanian oak
- ☐ 561.91.022 - Prime oak
- ☐ 561.91.002 - Notaio walnut



**Floor standing**

- ☐ 561.91.060 - White gloss
- ☐ 561.91.080 - White satin
- ☐ 561.91.040 - Tasmanian oak
- ☐ 561.91.020 - Prime oak
- ☐ 561.91.000 - Notaio walnut



**On legs**

- ☐ 561.91.061 - White gloss
- ☐ 561.91.081 - White satin
- ☐ 561.91.041 - Tasmanian oak
- ☐ 561.91.021 - Prime oak
- ☐ 561.91.001 - Notaio walnut

## Pantry Solutions.

The Principal Range utilises Kesseböhmer by Häfele to add functionality to your kitchen. Manufactured in Germany, Kesseböhmer by Häfele accessories are the perfect combination of style and practicality.



**Kesseböhmer Dispensa**  
Chrome Arena Style  
546.51.321



**Kesseböhmer Convoy Centro**  
Glass Arena Vario  
545.81.683



**Anthracite  
Arena Style**



**Chrome  
Arena Style**



**Kesseböhmer Tandem**  
Chrome Arena Style  
545.94.612  
Anthracite Arena Style  
545.93.431



**Kesseböhmer Convoy Lavidio**  
Glass Arena Vario  
549.62.516  
Anthracite Arena Style  
549.63.916



**Chrome  
Arena Classic**

## Base Storage.



**Kesseböhmer  
Cleaning Agent pullout**  
White plastic  
549.24.912



**Häfele 150mm  
wide pullout**  
Wire baskets  
495.35.000



**Häfele pullout  
storage unit**  
Wire baskets  
545.26.293



**Kesseböhmer Comfort II  
pullout**  
Chrome Arena 545.53.674  
Anthracite 545.53.477



**Kesseböhmer Portero II**  
White / chrome  
545.48.761



**Kesseböhmer  
Cooking Agent pullout**  
Silver plastic  
549.24.972



**Kesseböhmer Portero I**  
White / chrome  
545.48.760



**Häfele double soft close  
pullout storage baskets,  
small & large**  
450mm 495.34.022  
600mm 495.34.023

## Corner Solutions.



**Kesseböhmer  
LeMans corner unit**  
Arena style RH 541.32.620  
Arena style LH 541.32.621



**Kesseböhmer  
LeMans corner unit**  
Anth / Arena RH 541.31.870  
Anth / Arena LH 541.31.871



**Blind corner cabinet &  
LeMans combo unit**  
RH 561.00.370  
LH 561.00.371



**Kesseböhmer  
Magic Corner**  
Arena / C RH 546.17.602  
Arena / C LH 546.17.603



**Ninka Mondo corner  
revolving unit**  
542.24.513



**Kesseböhmer  
270 Carousel unit**  
Arena Classic  
542.31.250



**Ninka  
Corner carousel unit**  
White plastic  
541.45.837

## Storage.



### Kesseböhmer iMove single shelf

White - 600mm	504.68.617
Anthracite - 600mm	504.68.313
White - 900mm	504.68.619
Anthracite - 900mm	504.68.315



### Kesseböhmer iMove Double Shelf

White	504.68.623
Anthracite	504.68.323



### Free Flap cabinet

800mm	561.02.164
900mm	561.02.163

## Drawer Organisation.




### All rounder cutlery tray

To suit 400 and 450mm drawer	
White	495.42.030



### Ninka Cusio cutlery insert

To suit 450mm drawer	
Translucent White	556.24.842



### Ninka Cusio cutlery insert

To suit 900mm drawer	
Translucent Graphite	556.24.962



### Häfele Classic cutlery tray

To suit 600mm drawer	
Silver	495.42.004



### Häfele Smart cutlery tray - Alto

To suit 450mm drawer	
White	495.42.002



### Häfele Classico cutlery tray

To suit 900mm drawer	
White	495.42.007



### Häfele Grip cutlery tray

To suit 600mm drawer	
Anthracite Pearl	495.42.008



### Häfele Smart cutlery tray

To suit 600mm drawer	
White	556.60.789



### Häfele Spice rack insert

To suit 450mm drawer	
White	495.42.009



## Waste & Recycling.



**Hailo Jumbo 42,  
hinged panel waste bin**  
To suit 400mm cabinet  
502.70.520



**Hailo 2 X 38L, 1 x 12L,  
1 x 2.5L waste bin**  
To suit 600mm cabinet  
503.70.455



**Hailo 2 X 38L,  
pull-out waste bin**  
To suit 450mm cabinet  
503.70.332



**Hailo 1X 30L, 2 X13L  
pull-out waste bin**  
To suit 450mm cabinet  
503.73.311



**Hailo 2 X 15L,  
pull-out waste bin**  
To suit 300mm cabinet  
495.43.004



**Ninka 4.2L Bio Bin**  
To suit 400mm cabinet  
495.43.002



**Oska 2 X 20L,  
waste bin combo**  
To suit 450mm cabinet  
561.00.015




**Oska-H 2 X 20L,  
pull-out waste bin**  
To suit 400mm cabinet  
503.06.401



**Hailo 2 X 18L,  
pull-out waste bin**  
To suit 400mm cabinet  
495.43.005



**Häfele 2 X 15L soft close,  
pull-out waste bin**  
To suit 400mm cabinet  
495.43.031



**Häfele 2 X 20L soft close,  
pull-out waste bin**  
To suit 400mm cabinet  
495.43.030



**Oska-F 2 X 20L,  
pull-out waste bin**  
To suit 400mm cabinet  
503.39.632

## Laundry Solutions.



**Hailo 2 X 33L Laundry  
pullout hamper**  
To suit 450mm cabinet  
502.72.722



**Häfele 1 X 35L Oska  
laundry hamper**  
To suit 450mm cabinet  
495.43.303



**Häfele Ironfix drawer mount  
ironing board**  
To suit 450mm drawer  
568.60.710

## Decorative Handles.



**Nickel Brushed Handle**  
172 X 26mm  
106.69.432



**Black Matt Handle**  
172 X 26mm  
491.42.421



**Natural Oak Lacquered Handle**  
224 X 28mm  
491.42.478



**Natural Oak Lacquered Handle**  
144 X 35mm  
491.42.476



**Black Matt Handle**  
204 X 32mm  
106.70.383



**Gold Brushed Handle**  
204 X 32mm  
106.70.403



**Nickel Brushed Handle**  
204 X 32mm  
106.70.393



**Gold Brushed Handle**  
205 X 31mm  
491.42.028



**Black Matt Steel Handle**  
168 X 35mm  
491.41.041



**Brass Brushed Zinc Alloy Handle**  
176 X 36mm  
491.42.405



**Nickel Brushed Handle**  
145 X 31mm  
106.71.091



**Black Matt Zinc Handle**  
168 X 27mm  
491.41.032



**White Matt Zinc Handle**  
170 X 28mm  
491.41.112



**Black Matt Zinc Handle**  
170 X 28mm  
491.41.110



**Chrome Polished Handle**  
220 X 30mm  
491.41.090



**Black Matt Zinc Handle**  
220 X 30mm  
491.41.093



**Matt Plated Chrome Handle**  
138 X 28mm  
491.42.004



**Stainless Steel Coloured Handle**  
138 X 28mm  
491.42.005



**Black Matt Zinc Handle**  
138 X 28mm  
491.41.120



**Matt Black Zinc Handle**  
180 X 28mm  
491.41.136

Cabinet doors and drawers are not pre-drilled for handles. Handle styles may come in a variety of colours and sizes.


## Decorative Handles.



**Matt Chrome Plated Handle**  
135 X 35mm  
491.41.906



**Matt Stainless Steel Handle**  
170 X 35mm  
491.41.056



**Stainless Steel Handle**  
136 X 27mm  
491.41.757



**Matt Plated Chrome Handle**  
128 X 25mm  
491.42.054



**Nickel Brushed Handle**  
184 X 30mm  
106.71.201



**Matt Chrome Handle**  
106 X 35mm  
491.06.215



**Stainless Steel Handle**  
172 X 25mm  
491.42.207



**Nickel Matt Handle**  
148 X 30mm  
491.42.359



**Matt Plated Chrome Handle**  
112 X 24mm  
491.41.954



**Matt Plated Chrome Handle**  
172 X 24mm  
491.61.026



**Matt Black Zinc Handle**  
172 X 24mm  
491.41.140



**Oil Rubbed Bronze Handle**  
176 X 32mm  
106.61.124



**Antique Iron Handle**  
136 X 33mm  
491.41.504



**Antique Iron Knob**  
34 X 25mm  
491.51.260



**Matt Silver Coloured Knob**  
30 X 35mm  
106.65.650




**Polished Chrome Knob**  
20 X 25mm  
491.51.380



**Matt Black Zinc Alloy Knobs**  
31 X 20mm  
491.42.002



**Used Look Iron Coloured Knob**  
31 X 20mm  
110.35.040



**Handle Jig Template**  
001.35.090

Cabinet doors and drawers are not pre-drilled for handles. Handle styles may come in a variety of colours and sizes.

## Häfele Appliances.

Transform your home with the sleek, modern design and superior performance of Häfele Appliances. Whether you're upgrading your kitchen or outfitting a new home, Häfele offers a range of high-quality products that combine cutting-edge technology with timeless style.



**5 Function Oven 60cm**  
539.60.632



**13 Function Oven 60cm**  
539.60.842



**15 Function Oven 60cm  
Pyrolytic with airfry**  
539.60.841



**11 Function Oven 90cm  
with airfry**  
539.60.843



**5 Function Oven 60cm  
Side Open - LH hinge**  
539.60.691



**5 Function Oven 60cm  
Side Open - RH hinge**  
539.60.641



**Ceramic Cooktop 30cm  
with touch control**  
539.40.042




**Ceramic Cooktop 60cm  
with touch control**  
539.40.073



**Ceramic Cooktop 90cm  
with touch control**  
539.40.063



**Induction Cooktop 60cm  
with touch control**  
539.40.072



**Induction Cooktop 90cm  
with touch control**  
539.40.083



**4 Burner Gas Cooktop 60cm  
with enamel trivets**  
539.40.002



**4 Burner Gas Cooktop 60cm  
with cast iron trivets**  
539.40.012



**5 Burner Gas Cooktop 90cm  
with cast iron trivets**  
539.40.023



**Undermount rangehood  
52cm - Stainless steel**  
539.80.670



**Undermount rangehood  
90cm - Stainless steel**  
539.80.672



## Häfele Appliances.



**Undermount rangehood  
52cm - Black**  
539.80.671



**Undermount rangehood  
90cm - Black**  
539.80.673



**Slide-Out rangehood 60cm  
Stainless steel**  
539.80.683



**Slide-Out rangehood 90cm  
Stainless steel**  
539.80.684



**Canopy rangehood 60cm**  
539.80.691




**Canopy rangehood 90cm**  
539.80.692



**25L Integrated microwave  
60cm**  
539.30.030



**Freestanding dishwasher  
60cm**  
539.20.111



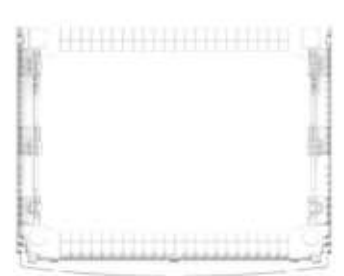
**Integrated dishwasher 60cm**  
539.20.121



**Front load washer 8kg**  
539.90.031



**Heat pump dryer**  
539.90.552



**Stacking Kit**  
533.93.991



**Vented tumble dryer 7kg**  
539.90.550

## Mixer Taps.

With more than 100 years of experience, Häfele's range of mixer taps are designed with the home user in mind and are made to the strictest WELS requirements for the Australian market. Contemporary, practical and reliable, we have selected only the best manufacturers who truly understand our brand and our vision to provide Kitchen Designers and end users with a comprehensive range of mixer taps. Be it chrome, black, combination of black and chrome or stainless steel, Häfele has a mixer tap to suit your design.



**Polished Chrome**  
566.68.250



**Stainless Steel**  
566.68.080



**Polished Chrome**  
566.68.270



**Stainless Steel**  
566.68.090



**Stainless Steel**  
569.41.030



**Gun Metal PVD Brushed  
Stainless Steel**  
566.69.340



**Gold PVD Brushed  
Stainless Steel**  
566.68.840



**Black PVD Brushed /  
Polished Chrome**  
566.69.351



## Mixer Taps.



**Polished Chrome**  
566.58.200



**Polished Chrome**  
569.40.210



**Matt Black / Chrome**  
566.68.301



**Polished Chrome**  
569.40.200



**Matt Black Flat**  
566.68.321



**Black PVD / Brushed Stainless Steel**  
566.68.360



**Polished Chrome Gooseneck**  
566.58.220



**Matt Black**  
566.68.311




## Quartz Composite Sinks.

Häfele Quartz Sinks are up to 80% natural quartz sand and have been specifically developed for the demands of the kitchen. Manufactured in Germany our quartz composite sinks come with Tap Hole, push pull watermarked wastes, connections, clips for lay on or under mounting and a generous 20 year guarantee. The rigors of every day use vanish with hardly a trace.



**Single Bowl**  
Onyx  
570.30.260



**Double Bowl Sink**  
Onyx undermount (no tap hole)  
570.97.230  
Onyx top mount (with tap hole)  
570.97.238



**Double Bowl Sink With Drainer**  
Onyx undermount (no tap hole)  
570.99.240  
Onyx top mount (with tap hole) **LH**  
570.99.242  
Onyx top mount (with tap hole) **RH**  
570.99.241



**Single Bowl Laundry Sink**  
Onyx  
570.30.270



**Single Bowl With Drainer**  
Onyx undermount (no tap hole)  
570.97.200  
Onyx top mount (with tap hole) **LH**  
570.97.202  
Onyx top mount (with tap hole) **RH**  
570.97.201



**1 & 3/4 Bowl Sink With Drainer**  
Onyx undermount (no tap hole)  
570.97.220  
Onyx top mount (with tap hole) **LH**  
570.97.222  
Onyx top mount (with tap hole) **RH**  
570.97.221



**Single Bowl**  
Alpina  
570.30.760



**Double Bowl Sink**  
Alpina undermount (no tap hole)  
570.97.730  
Alpina top mount (with tap hole)  
570.97.738



**Double Bowl Sink With Drainer**  
Alpina undermount (no tap hole)  
570.99.740  
Alpina top mount (with tap hole) **LH**  
570.99.742  
Alpina top mount (with tap hole) **RH**  
570.99.741



**Single Bowl Laundry Sink**  
Alpina  
570.30.770



**Single Bowl With Drainer**  
Alpina undermount (no tap hole)  
570.97.700  
Alpina top mount (with tap hole) **LH**  
570.97.702  
Alpina top mount (with tap hole) **RH**  
570.97.701



**1 & 3/4 Bowl Sink With Drainer**  
Alpina undermount (no tap hole)  
570.97.720  
Alpina top mount (with tap hole) **LH**  
570.97.722  
Alpina top mount (with tap hole) **RH**  
570.97.721



## Linen Textured Sinks.


The Häfele range of Brushed or textured metal sinks manufactured with PVD coating, shows fewer fingerprints and can be easier to clean and maintain than standard stainless steel.



**Single Bowl Sink**  
Stainless steel  
567.33.606



**1 & 3/4 Bowl Sink**  
Stainless steel  
567.33.626



**Double Bowl Sink**  
Stainless steel  
567.33.636



**Laundry Sink**  
Stainless steel  
567.33.616



**Drainer Tray**  
Stainless steel  
567.34.974



**Colander**  
Stainless steel  
567.34.952



**Single Bowl Sink**  
Gun metal  
567.33.646



**1 & 3/4 Bowl Sink**  
Gun metal  
567.33.666



**Double Bowl Sink**  
Gun metal  
567.33.676



**Laundry Sink**  
Gun metal  
567.33.656



**Drainer Tray**  
Gun metal  
567.34.975



**Colander**  
Gun metal  
567.34.953

## Squareline Sinks.

The exclusive Squareline Plus and Squareline sink range definitely gives your kitchen an industrial finish. Combined with the right tap it will turn your kitchen into a unique, stunning and homely space. You have the option to choose from a single bowl sink or a double bowl sink or even a one and a half bowl sink with or without a drainer board.



**Single Bowl Sink**  
567.33.306



**Laundry Bowl Sink**  
567.33.316




**1 & 3/4 Bowl Sink**  
567.33.326



**Double Bowl Sink**  
567.33.336



**Single Bowl Sink With Drainer**  
567.33.346



**1 & 3/4 Bowl Sink With Drainer**  
567.33.356



**Double Bowl Sink With Drainer**  
567.33.366



**Universal Drainer Mat**  
567.34.970



**Colander**  
567.34.951



**Wire Basket**  
567.34.910



**Drainer Tray**  
567.34.971

## Squareline Plus Sinks.



**Single Bowl Sink R/H Drainer**  
567.31.201



**Single Bowl Sink L/H Drainer**  
567.31.202



**1 & 3/4 Bowl Sink R/H Drainer**  
567.31.221



**1 & 3/4 Bowl Sink L/H Drainer**  
567.31.222



**Double Bowl Sink**  
567.33.250



**Laundry Bowl Sink**  
567.33.260



**Single Bowl Sink**  
567.33.200

## Essentials Sinks.

Home also offers you a selection of Pressed Sinks in different shapes and sizes. Our Pressed Sinks come in a single bowl sink, double bowl sink, 1 ¾ bowl sink, including designer plugs.



**Single Bowl Sink  
With Drainer**

R/H Drainer 567.01.024  
L/H Drainer 567.01.025

Includes tap hole



**1 & 3/4 Bowl Sink  
With Drainer**

R/H Drainer 567.30.110  
L/H Drainer 567.30.010

Includes tap hole



**Double Bowl Sink  
With Drainer**

R/H Drainer 567.30.100  
L/H Drainer 567.30.000

Includes tap hole



**Undermount  
Single Bowl Sink**

567.33.130



**Undermount  
1 & 3/4 Bowl Sink**

567.33.116



**Undermount  
Double Bowl Sink**

567.33.106



**Laundry Tub**

567.30.120



**Round Bowl Sink**

567.56.000



**Laundry  
Bypass Kit**

567.34.980



**1 & 3/4 Bowl Sink  
Accessory Pack**

567.34.901



**Drainer Tray**

567.34.973

## Farmhouse Sink.



**Farmhouse sink**

White  
577.06.710



**Sink waste**

Gold  
567.34.986



**Sink waste**

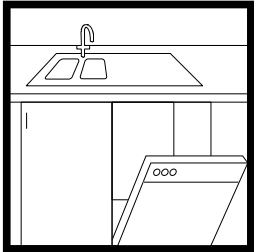
Black  
567.34.987

\*Coloured wastes are only suitable for Farmhouse and Quartz sinks.

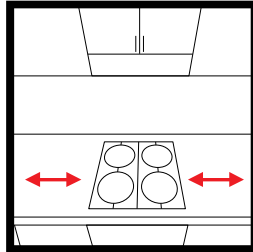


# Planning Tips.

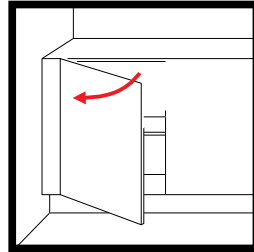
## What We Recommend



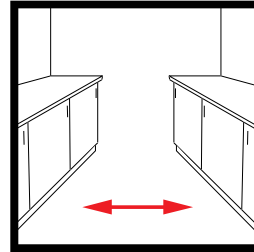
For ease of plumbing, place a dishwasher near the sink and allow a minimum 600mm space to 'house' it.



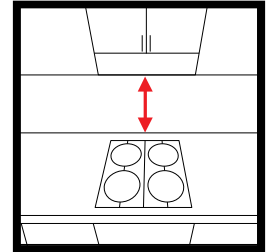
Allow a minimum 450mm either side of the cooktop for safety and extra working space.



Leave space between a cabinet and your wall so doors can be fully opened and the cabinet easily accessed.

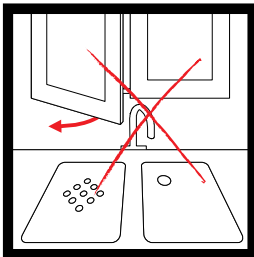


Allow a minimum 1.2m between opposite cabinets for maneuverability.




Allow a minimum 650mm between your cooktop and rangehood.


## What Not To Do




Don't place tall tapware in front of an opening window.




Don't place drawers in a corner where they can block other cabinets.



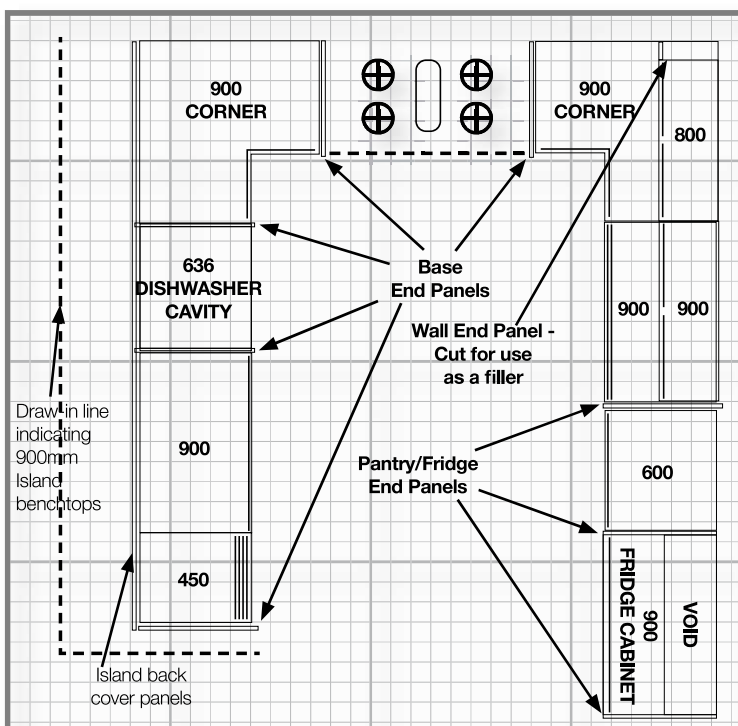
Don't place a cooktop next to a wall where it can cause overheating. Allow a minimum 450mm on either side.



Don't install a full set of drawers next to a cooktop. This can provide easy access to a hot cooking area for young children.



Don't place your dishwasher or stove in a corner where it can block other cabinets.



## Design hints & tips.

### Kitchen Design Example

Shown here is a sample of a kitchen design. This design highlights the cupboards used, and indicates where panels should be used. You'll notice that we have marked in a solid line, indicating the wall perimeter of the kitchen.



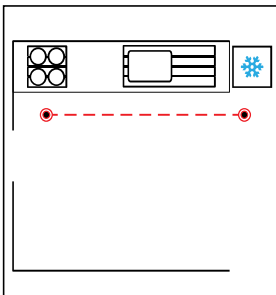
## Design Space Tips.

### Think about these things and make a list:

- > How will your family use it?
- > Do you need more storage than you have now?
- > Do you need more drawers or places to store pots and pans?
- > Will you need space for a dishwasher?
- > Is a pantry an option?

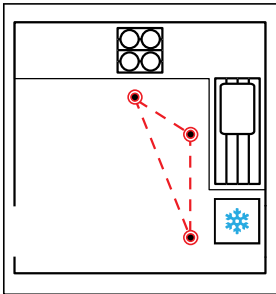
### The working triangle:

Consider the natural flow between work zones in the kitchen. This work path is often referred to as the 'working triangle'. The working triangle illustrates the path between the most frequently used work areas, such as the fridge, sink and cooking appliances. Reducing the size of the working triangle will save you time and effort in your new kitchen. Using these four common kitchen layouts (Straight line, L-shape, U-shape and Galley), and referring to the working triangle, select the design most suited to your new kitchen.



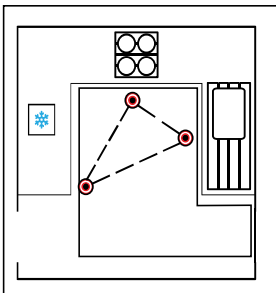
### Straight Line Kitchen

This layout is best when the space available for your new kitchen is limited. There is no working triangle shown because the workflow is based on a straight line.



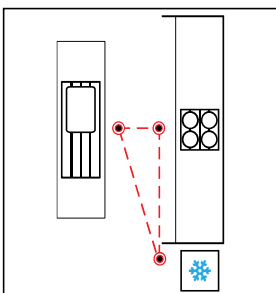
### L-shaped kitchen

One of the most common layouts is the L-shaped kitchen, ideal for homes incorporating a small table for dining in the kitchen space.



### U-Shaped Kitchen

If you have a large room, and want the most efficient working triangle, then the U-shaped kitchen is ideal. It is also perfect for the demands of a family, offering maximum storage space with many wall cabinet options.

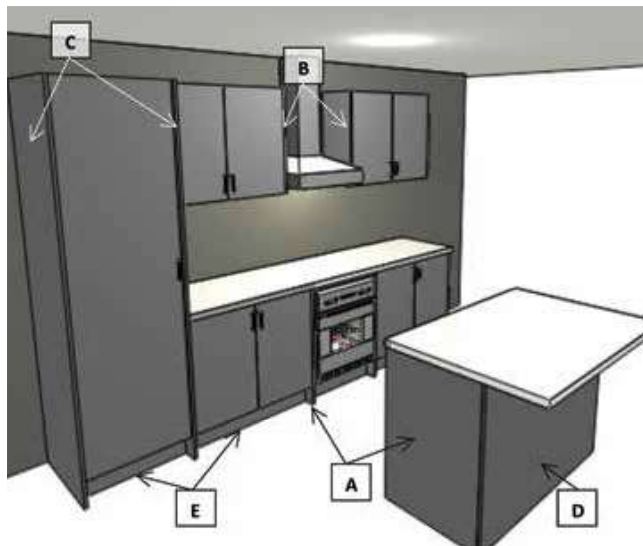


### Galley Kitchen

This layout is featured in many homes, as it provides two opposing working and storage areas. Add a couple of bar stools to the island unit and this becomes a great kitchen for entertaining. Ideal for open plan living.

# End Panels & Cavities.

## Types Of Panels And Their Purposes



There are five types of panel you can install to give your new kitchen a clean finish. Each panel has a different purpose, explained below.

### A. Base End Panel

Finishing exposed sides of base cabinets; placed either side of dishwasher cavity.

### B. Wall End Panel

Finishing exposed sides of wall cabinets; used as filler panels (after cutting).

### C. Pantry End Panel

Finishing exposed sides of pantry cabinets; to create a fridge box (the sides of the fridge wall cabinet); used as filler panels.

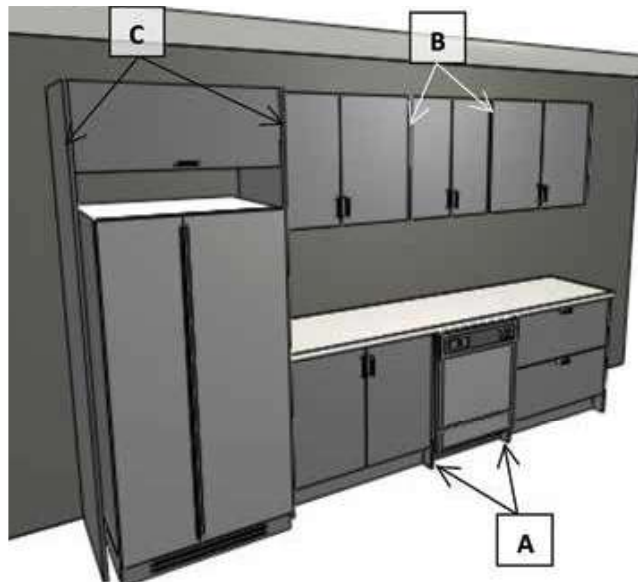
### D. Island Back Panel

Finishing the cabinet backs of an island bench.

### E. Kickboard

Hides adjustable feet of the base and pantry cabinets.

## Kitchen Cavities



Here are some useful measurements when planning out your kitchen cavities, commonly spaces for dishwasher and fridge.

Dishwasher cavity: Leave a space of 636mm\* or more between two base cabinets. Base end panels are 18mm thick, so when you fix a panel to each exposed cabinet side there'll be at least 600mm of space for your dishwasher.

When using end panels for a dishwasher cavity, use wall end panels either side of a 600mm wall cabinet to keep alignment of your base and wall cabinets.

Fridge cavity: A space of 900mm in width should be sufficient, but check before you go ahead. You can also choose to mount an overhead fridge cabinet, between two pantry end panels. As the image shows, the fridge wall cabinet will mount to the front of the pantry end panels.

\*Excluding Grigio Petra, Grigio Seta and Antracite which are 19.5mm which will require a cavity of 639mm.

## Measuring Tips.

The first thing you need when you're thinking about a new kitchen is a working plan of your space. It's your starting point for designing, costing and building your perfect kitchen. We'll show you how to measure your kitchen space, locate your various services and fixtures, and then sketch your space on the grid provided.

With this sketch, you'll be able to plot a kitchen that suits your space and your needs. It is well worth taking the time to do this step correctly. It doesn't have to be a work of art, but it does need to be accurate.

### 1. Begin By Measuring Your Walls

When measuring the length of your walls, ideally measure at approximately 1m from the floor, keeping the measuring tape taut at all times (grab a friend to help with this step!). Starting in one corner of the room, measure to the adjacent wall and write down the measurement in millimetres. Go all around the room until all walls are measured. On a spare piece of paper, create a quick, rough sketch of your room shape and note your measurements against it as you move around the room. This will help to ensure you don't accidentally muddle up your measurements later on!

### 2. Measure Your Ceiling Height

You'll need to know where to position the cabinetry on your wall, and that you have enough room for them. It's best to measure your ceiling height in several places, as floors can be uneven. Write down your measurements.

### 3. Create A Sketch


Use the grid on the next page to create a sketch of your kitchen floor plan, and then transfer your measurements. See below for example.

### 4. Measure Your Fixtures

Measure any windows and doors, remembering to always measure from the outside edge of the architrave. Also take measurements of their location on the wall, i.e. how far is the window located from the corner of the wall and how high is it from the floor.

### 5. Locate Your Services

Find all your utility and services like electrical points, gas and plumbing and mark the relevant symbols onto your plan. Again, remember to note their height and position on the wall. *Symbols for the different utilities are shown below.*



#### UTILITIES SYMBOLS



PHONE JACK



GAS OUTLET



ELECTRICAL OUTPUT

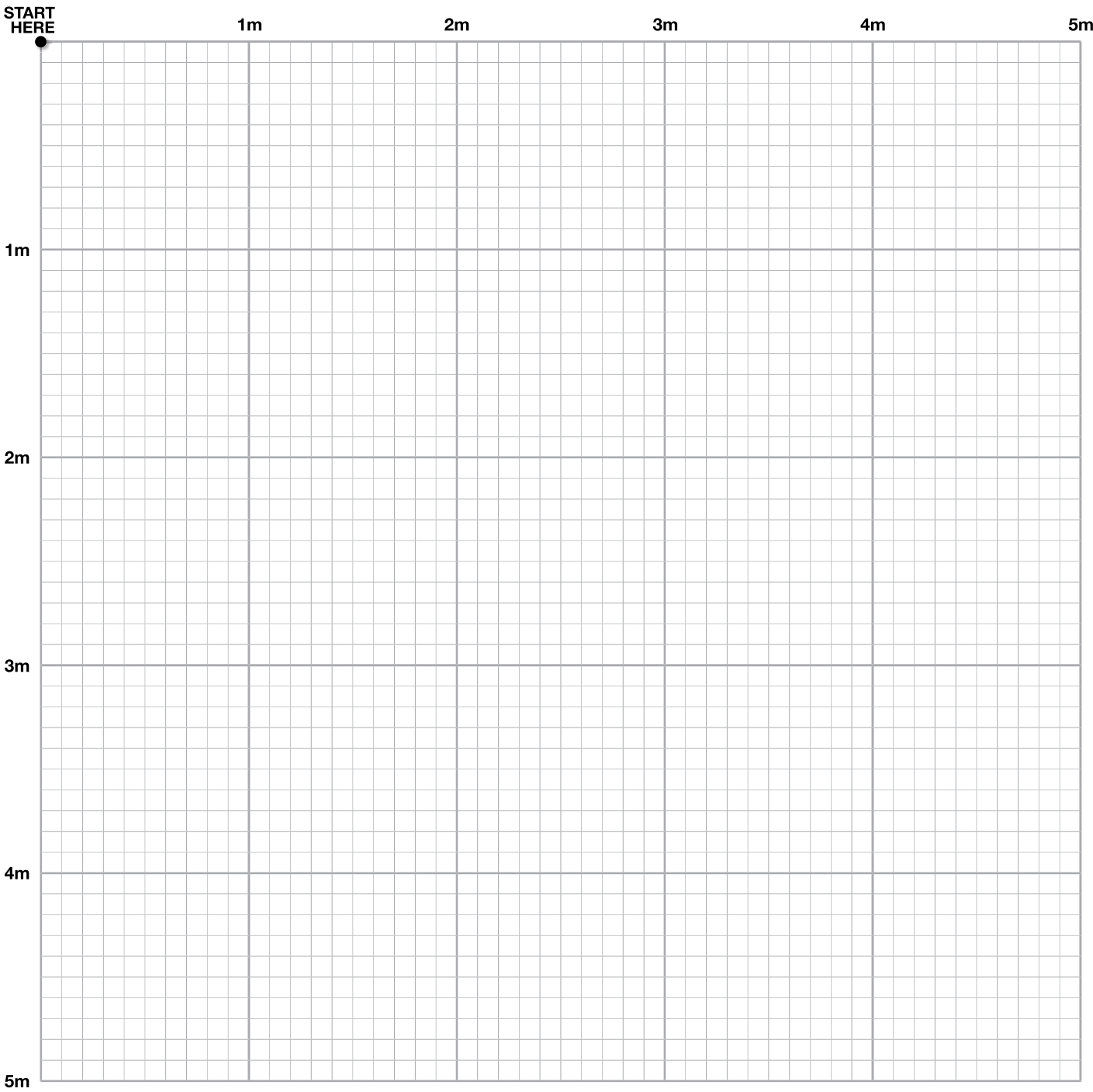


WATER OUTPUT

If you're still a bit uncertain about measuring up your kitchen properly, ask one of our kitchen expert's in-store for more information.

# Design Space.

Measure and map out doors and windows. Make a note of which way they open. Locate and mark your plumbing and electrical outlets. Transfer all your measurements to the grid, and start designing!





## Delivery & Install.

### Home Delivery

Your Principal kitchen is available for you to take home from your local store, flat-packed for transportation. Or we can arrange delivery to your home if you'd prefer, for an additional fee. Just ask one of our staff for more information.



### Install It Yourself

The Principal Kitchen range is thoughtfully packaged for convenience and designed to be DIY-friendly. This gives you the flexibility to install it yourself or engage a professional tradesperson of your choice. Opting for DIY installation can help reduce labour costs, allow for greater scheduling flexibility, and give you a sense of personal achievement in bringing your Principal kitchen project to life.



A new kitchen doesn't have to be hard work, this helpful planning guide is full of tips and advice to help you create your dream kitchen. First up, you need to think about the basics. What do you need from your kitchen? This is probably the most important question, because apart from looking great it really needs to function well.

### Important - Please Read:

All information and tips in this publication are of a general nature only and Total Tools and Hardware Group does not warrant the accuracy or completeness of the information and tips in this publication. This publication is not intended to be a substitute for expert advice. Total Tools and Hardware Group advises you to always consult an experienced and qualified person when undertaking jobs of this kind (including consulting a qualified trades person such as an electrician or plumber where relevant expert services are required). You should also consider any safety precautions that may be necessary when undertaking the work described in this publication (including wearing any necessary safety equipment such as safety glasses, goggles or ear protectors or hard hats). The information and tips in this publication are provided on the basis that Total Tools and Hardware Group excludes all liability for any loss or damage which is suffered or incurred (including, but not limited to, indirect and consequential loss or damage and whether or not such loss or damage could have been foreseen) for any personal injury or damage to property whatsoever resulting from the use of the information and tips in this publication. Total Tools and Hardware Group also notes that there may be laws, regulations or by-laws with which you must comply when undertaking the work described in this publication. You should obtain all necessary permissions and permits from council and/or any other relevant statutory body or authority before carrying out any work. Colours shown are as close as possible to actual product colours. Always confirm your choice with the sample products shown on the in-store displays. Independent Hardware Group reserves the right to correct any printing errors.

Mitre 10 Australia Pty Ltd ABN 98 009 713 704. Home Timber & Hardware Group Pty Ltd ABN 64 004 037 049

# Warranty Information.

## Warranty Against Defects

1. Our goods come with guarantees that cannot be excluded under the Australian Consumer Law. You are entitled to a replacement or refund for a major failure and for compensation for any other reasonably foreseeable loss or damage. You are also entitled to have the goods repaired or replaced if the goods fail to be of acceptable quality and the failure does not amount to a major failure. Where a failure does not amount to a major failure, Total Tools and Hardware Group is entitled to choose between providing you with a repair, replacement or refund. To obtain compensation, you would need to provide documentary evidence of the loss or damage suffered, and documentary evidence that such loss or damage was a reasonably foreseeable consequence of a failure by Total Tools and Hardware Group to comply with a consumer guarantee under the Australian Consumer Law. Such evidence may include photographs, statutory declarations, receipts or reports (eg from your doctor), depending on the loss or damage.
2. In addition to all rights and remedies to which you may be entitled under the Competition and Consumer Act 2010 and any other relevant legislation, the manufacturer warrants Principal kitchens to be free from defects in workmanship for a period of 10 years from the date of purchase.
3. In order to claim under this warranty simply visit Total Tools and Hardware Group store (Mitre 10, Home Timber & Hardware, Thrifty-Link or True Value Hardware), along with proof of purchase (typically this will be a receipt) and evidence of the fault (for example, a photo of the fault in the relevant product). Any cost incurred by you in bringing the product or evidence of the fault to the service desk will be borne by you. An inspection may be required. We will then arrange, at our option or at the option of the manufacturer, to either repair or replace the product, or refund your money and take back the product — in accordance with our Returns Policy, a copy of which is available in store.
4. Our liability under this manufacturer's warranty is subject to us being satisfied that a defect was caused by defective workmanship, and was not caused by or substantially contributed to by other factors or circumstances beyond our control, including (but not limited to) defective installation, maintenance or repair, alteration or modification of the product in a manner not recommended by the manufacturers or any neglect, misuse or excessive use.
5. The benefits conferred by this manufacturer's warranty are in addition to all rights and remedies conveyed by the Competition and Consumer Act 2010, and any other statutory rights to which you may already be entitled, and this warranty does not exclude, restrict or modify any such rights or remedies that are implied by law.
6. This warranty is provided by Total Tools and Hardware Group - Mitre 10 Australia Pty Ltd ABN 98 009 713 704. Home Timber & Hardware Group Pty Ltd ABN 64 004 037 049. 1/19 Corporate Drive, Heatherton, VIC 3202. Phone: 1300 880 440.

## Häfele Appliances warranty

All Häfele appliances come with a 3 year manufacturer's warranty from date of purchase.

## Sinks 20 years

Detailed warranty information supplied with all products.

## Mixer Taps 2 years and WELS Cartridge 5 years

Detailed warranty information supplied with all products.

## Polytec Benchtops and Desire Tempo doors 7 years

Detailed warranty information supplied with all products.

## Principal doors & Desire Painted doors 10 years

Detailed warranty information supplied with all products.

## Essentials Checklist.

Every great kitchen project needs to have all the essential components. Use this checklist to make sure you have all your bases covered before you build.

### Have you marked on your room plan before designing:

- ☐ Overall wall measurements
- ☐ Doorways and window measurements
- ☐ Water and waste
- ☐ Electrical, gas outlets and existing lighting

### Have you selected your finishes:

- ☐ Doors and drawer fronts
- ☐ Benchtop
- ☐ Splashback
- ☐ Wall paint
- ☐ Flooring

### Have you included these essentials in your design:

- ☐ Drawers for cutlery
- ☐ Fridge
- ☐ Pantry
- ☐ Handles for your cupboards
- ☐ Oven
- ☐ Cooktop
- ☐ Rangehood
- ☐ Sink
- ☐ Lighting
- ☐ Bin

### Have you selected your functional storage?:

- |   |   |
|---|---|
| <input type="checkbox"/> Overhead storage           | <input type="checkbox"/> Pantry solutions |
| <input type="checkbox"/> Drawer organisation        | <input type="checkbox"/> Base storage     |
| <input type="checkbox"/> Waste & Laundry management | <input type="checkbox"/> Corner solution  |





Principal.



[principalkitchens.com.au](https://principalkitchens.com.au)